



UNIVERSITY OF CAMBRIDGE INTERNATIONAL EXAMINATIONS
International General Certificate of Secondary Education

CANDIDATE
NAME

CENTRE
NUMBER

--	--	--	--	--

CANDIDATE
NUMBER

--	--	--	--



CHEMISTRY

0620/61

Paper 6 Alternative to Practical

May/June 2010

1 hour

Candidates answer on the Question Paper.

No Additional Materials are required.

READ THESE INSTRUCTIONS FIRST

Write your Centre number, candidate number and name on all the work you hand in.

Write in dark blue or black pen.

You may use a pencil for any diagrams, graphs or rough working.

Do not use staples, paper clips, highlighters, glue or correction fluid.

DO NOT WRITE IN ANY BARCODES.

Answer **all** questions.

At the end of the examination, fasten all your work securely together.

The number of marks is given in brackets [] at the end of each question or part question.

For Examiner's Use

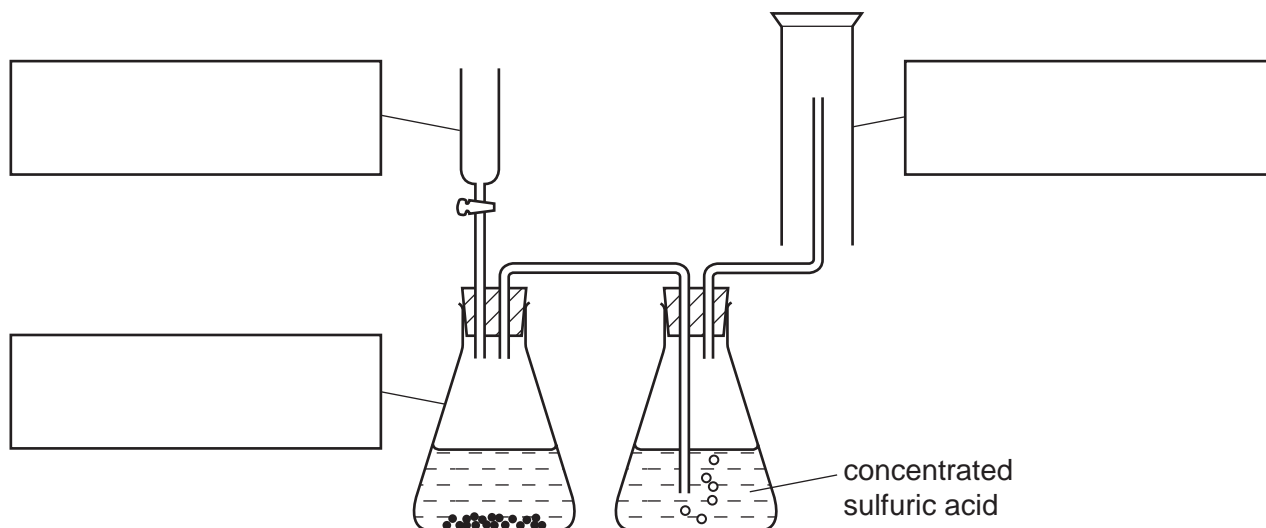
1	
2	
3	
4	
5	
6	
7	
Total	

This document consists of **14** printed pages and **2** blank pages.



- 1 The diagram shows the apparatus used to prepare a gas. The gas is more dense than air.

For
Examiner's
Use



- (a) Complete the boxes to name the apparatus. [3]

- (b) Identify **one** mistake in the diagram.

..... [1]

- (c) Suggest a reason why the gas is passed through concentrated sulfuric acid.

..... [1]

[Total: 5]

3

2 Three bottles of liquids have lost their labels.

The liquids are known to be:

aqueous sodium iodide,

hexene,

dilute nitric acid.

Outline chemical tests you could use to distinguish between the liquids in the three bottles.

liquid	test	result
aqueous sodium iodide
hexene
dilute nitric acid

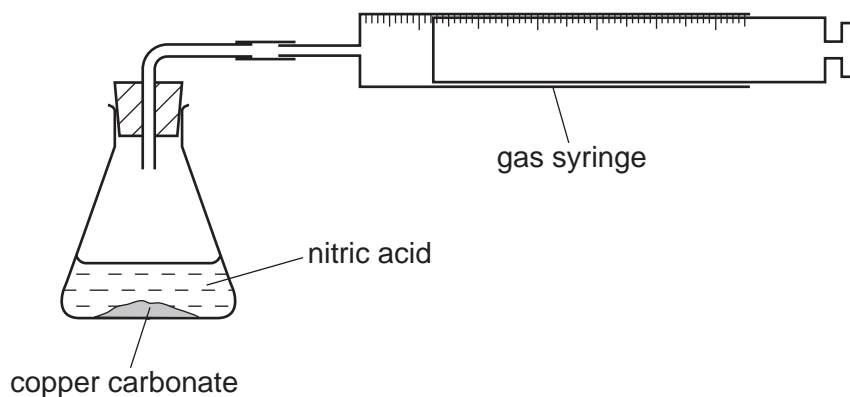
[6]

[Total: 6]

For
Examiner's
Use

4

- 3 The speed of reaction between excess copper carbonate and dilute nitric acid was investigated using the apparatus below.
The temperature of the nitric acid was 20 °C.

For
Examiner's
Use

The volume of carbon dioxide produced was measured every minute for six minutes.

- (a) Use the gas syringe diagrams to complete the table of results.

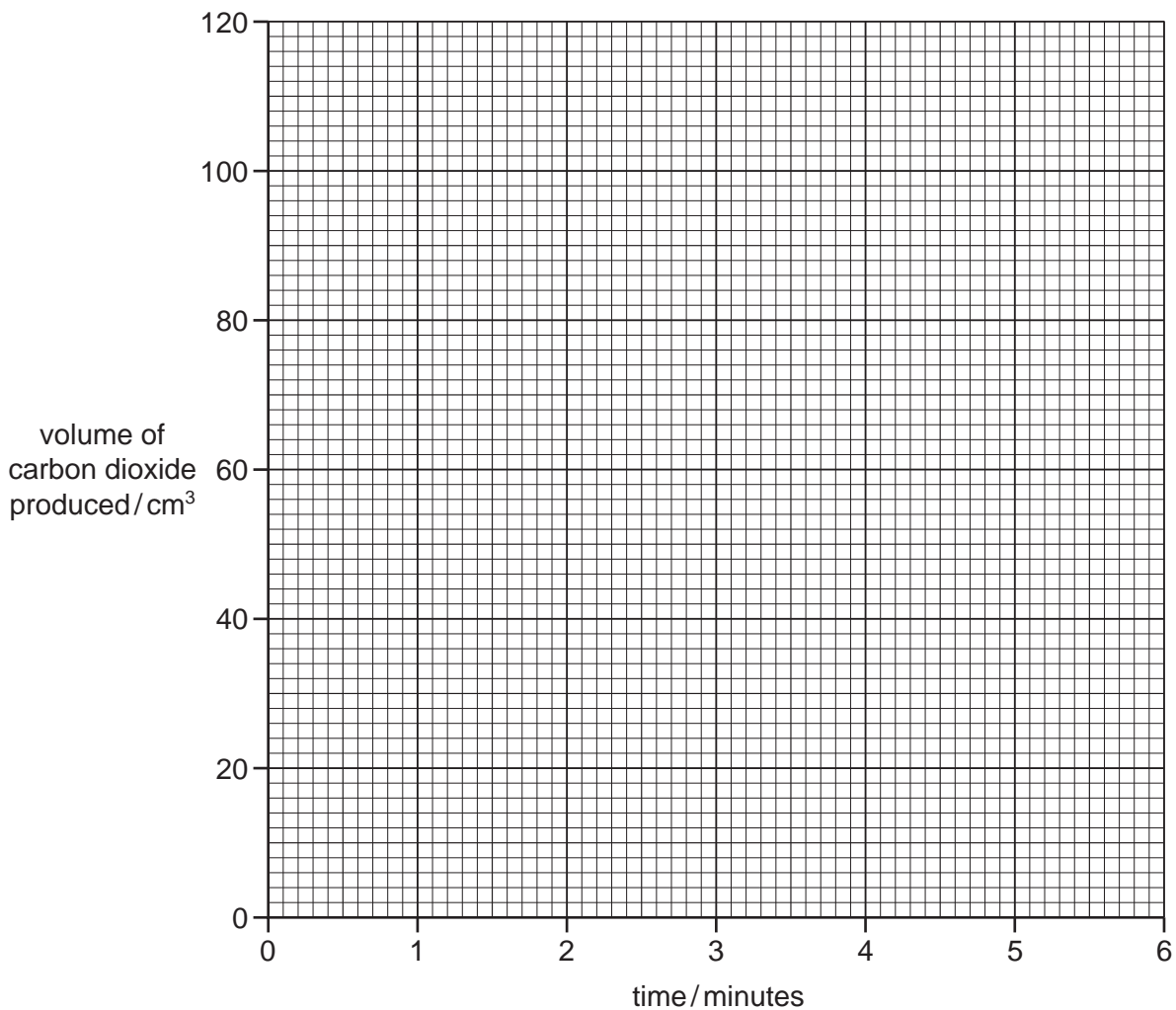
time / minutes	gas syringe diagram	total volume of carbon dioxide produced / cm ³
0		
1		
2		
3		
4		
5		
6		

[4]

5

(b) Plot the results on the grid below and draw a smooth line graph.

For
Examiner's
Use



[4]

(c) Which point appears to be inaccurate? Explain why.

.....

[2]

(d) Sketch on the grid, the graph you would expect if the experiment was repeated using nitric acid at a temperature of 60 °C. [2]

[Total: 12]

- 4 A student investigated the reaction of aqueous sodium hydroxide with two different acids, acid **C** and acid **D**.

For
Examiner's
Use

Two experiments were carried out.

Experiment 1

By using a measuring cylinder, 20 cm³ of aqueous sodium hydroxide was poured into a conical flask and the initial temperature of the solution was measured.

A burette was filled with acid **C** up to the 0.0 cm³ mark.

5 cm³ of acid **C** was added to the sodium hydroxide in the flask. The temperature of the mixture was measured.

Further 5 cm³ portions of acid **C** were added to the mixture in the flask, stirring with the thermometer until a total volume of 30 cm³ of acid **C** had been added. The temperatures after each 5 cm³ portion had been added were measured.

- (a)** Use the thermometer diagrams to record the temperatures in the table of results.

7

Table of results

For
Examiner's
Use

volume of acid C added / cm ³	thermometer diagrams	temperature / °C
0		
5		
10		
15		
20		
25		
30		

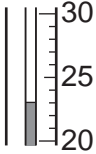
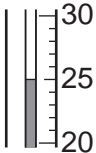
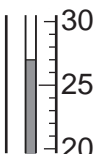
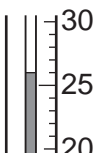
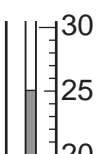
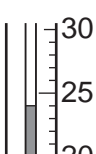
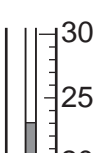
[2]

*Experiment 2*For
Examiner's
Use

The burette was emptied and rinsed with water. Experiment 1 was repeated using acid **D**.

(b) Use the thermometer diagrams to record the temperatures in the table of results.

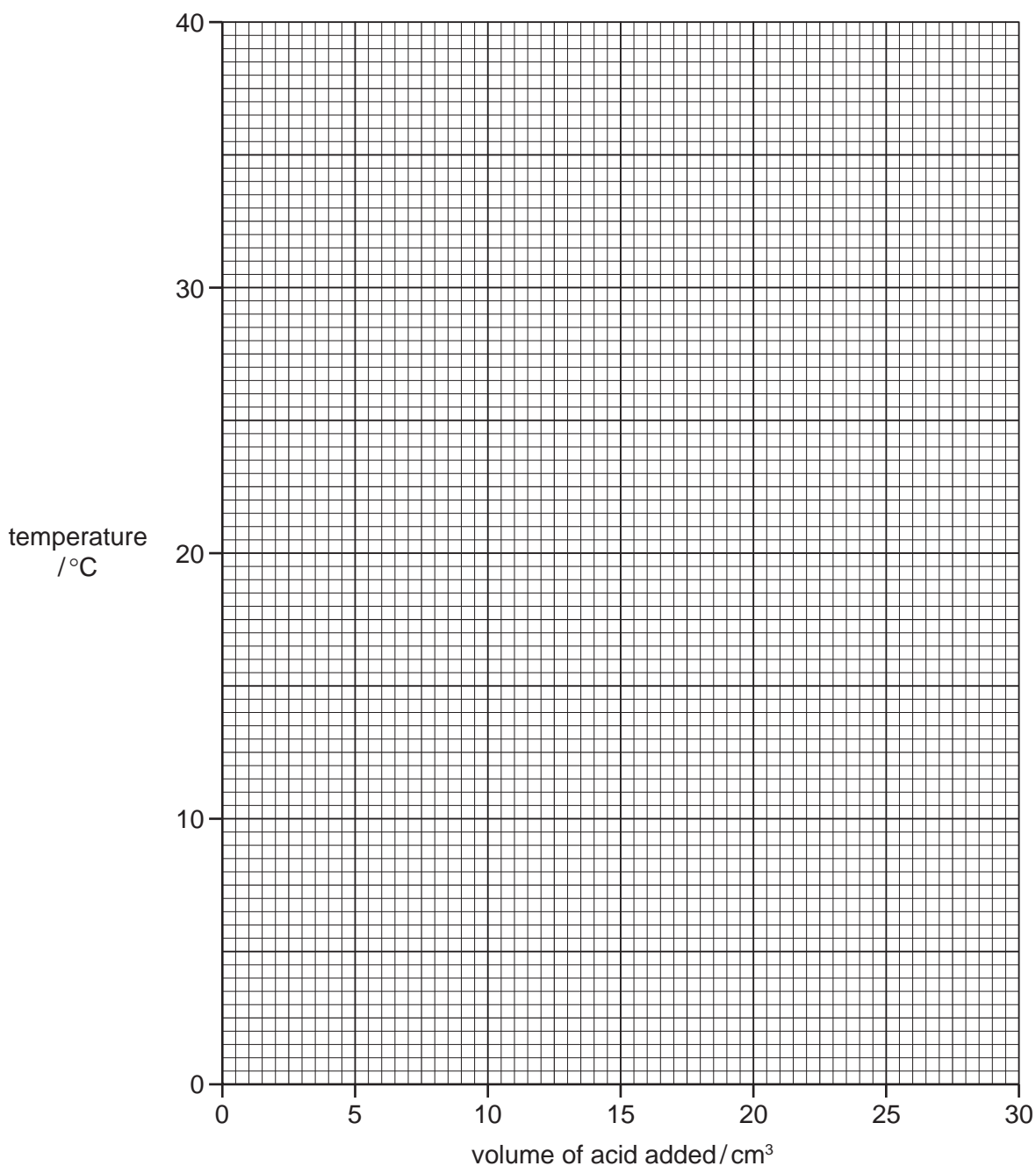
Table of results

volume of acid D added/cm ³	thermometer diagrams	temperature/°C
0		
5		
10		
15		
20		
25		
30		

[2]

- (c) Plot the results for Experiments 1 and 2 on the grid and draw two smooth line graphs. Clearly label your graphs.

For
Examiner's
Use



[6]

- (d) From your graph, deduce the temperature of the mixture when 3 cm³ of acid **C** reacted with sodium hydroxide in Experiment 1.

Show clearly **on the graph** how you worked out your answer.

..... °C

[2]

10

For
Examiner's
Use

(e) (i) Which experiment produced the larger temperature change?

..... [1]

(ii) Suggest why the temperature change is greater in this experiment.

.....

.....

..... [2]

(f) Why was the burette rinsed with water in Experiment 2?

.....

..... [1]

(g) Predict the temperature of the reaction mixture in Experiment 2 after 1 hour. Explain your answer.

.....

.....

..... [2]

[Total: 18]

- 5 Solid **E** was analysed. **E** was an aluminium salt.
The tests on the solid and some of the observations are in the following table.
Complete the observations in the table.

For
Examiner's
Use

tests	observations
<p><u>tests on solid E</u></p> <p>(a) Appearance of solid E.</p>	<p>white crystalline solid</p>
<p>(b) A little of solid E was heated in a test-tube.</p>	<p>colourless drops of liquid formed at the top of the tube</p>
<p>(c) A little of solid E was dissolved in distilled water.</p> <p>The solution was divided into four test-tubes and the following tests were carried out.</p> <p>(i) To the first test-tube of solution, drops of aqueous sodium hydroxide were added. Excess sodium hydroxide was then added to the test-tube.</p> <p>(ii) Test (i) was repeated using aqueous ammonia solution instead of aqueous sodium hydroxide.</p> <p>(iii) To the third test-tube of solution, dilute hydrochloric acid was added, followed by barium chloride solution.</p> <p>(iv) To the fourth test-tube of solution, aqueous sodium hydroxide and aluminium powder were added. The mixture was heated.</p>	<p>.....</p> <p>.....</p> <p>..... [3]</p> <p>.....</p> <p>..... [2]</p> <p>no reaction</p> <p>effervescence pungent gas given off turned damp litmus paper blue</p>

12

(d) What does test (b) tell you about solid E.

.....

..... [1]

(e) Identify the gas given off in test (c)(iv).

..... [1]

(f) What conclusions can you draw about solid E?

.....

..... [2]

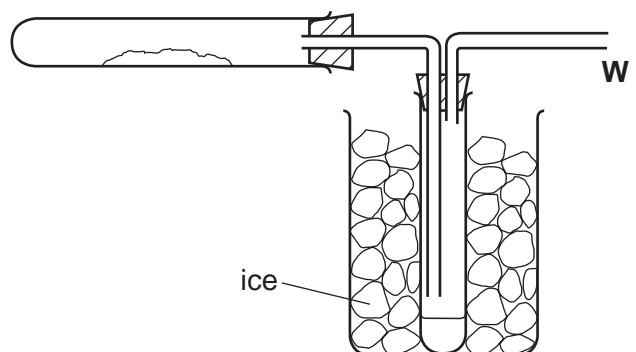
[Total: 9]

For
Examiner's
Use

13

- 6 Hydrated cobalt chloride crystals, $\text{CoCl}_2 \cdot 6\text{H}_2\text{O}$, were heated in the apparatus shown below.

For
Examiner's
Use



- (a) Indicate on the diagram, using an arrow, where heat is applied. [1]
- (b) The crystals change colour from to [1]
- (c) What is the purpose of the ice?
-
- [1]
- (d) Why is the tube open at point W?

..... [1]

[Total: 4]

14

- 7 Malachite is a naturally occurring form of copper carbonate. Outline how a sample of copper metal could be obtained from large lumps of malachite in the laboratory.
Copper is one of the least reactive metals.
Your answer should include any chemicals used and conditions.

For
Examiner's
Use

.....

.....

.....

.....

.....

.....

.....

.....

.....

..... [6]

[Total: 6]

BLANK PAGE

Permission to reproduce items where third-party owned material protected by copyright is included has been sought and cleared where possible. Every reasonable effort has been made by the publisher (UCLES) to trace copyright holders, but if any items requiring clearance have unwittingly been included the publisher will be pleased to make amends at the earliest possible opportunity.

University of Cambridge International Examinations is part of the Cambridge Assessment Group. Cambridge Assessment is the brand name of University of Cambridge Local Examinations Syndicate (UCLES), which is itself a department of the University of Cambridge.